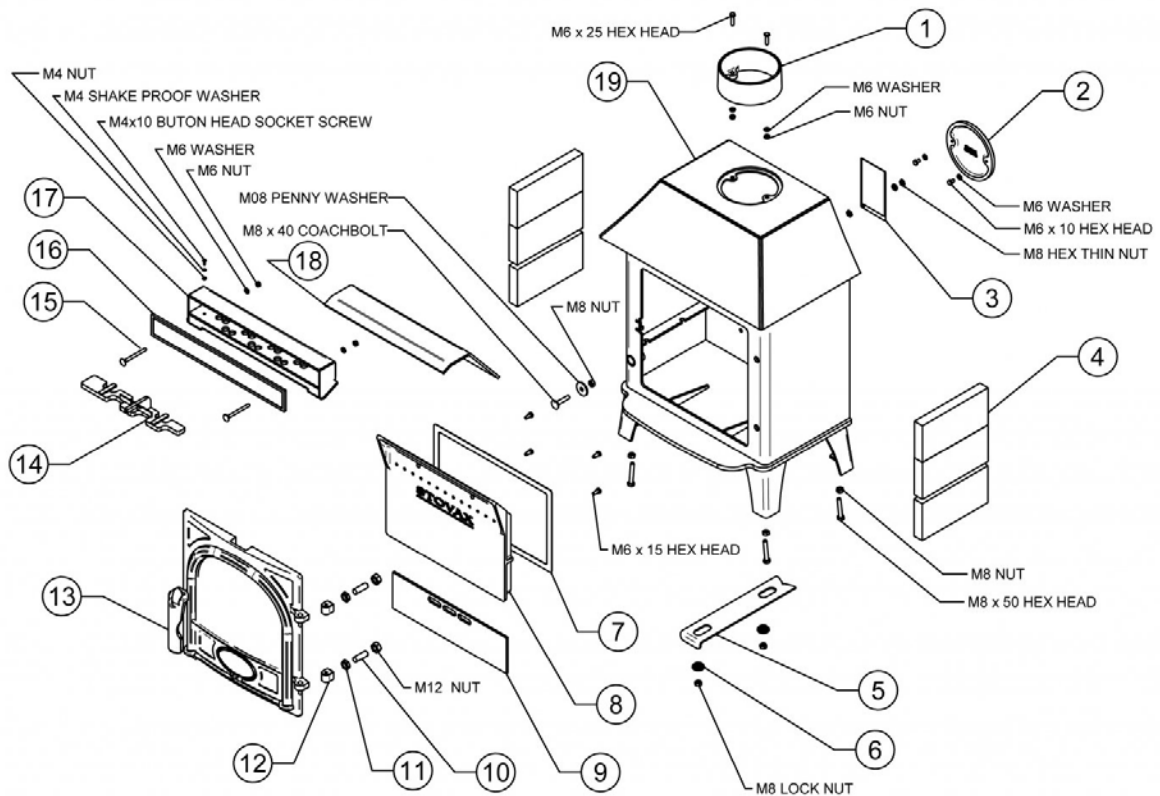





















Stockton 5 Wood Stove Low Canopy MK2

[stovaxspares.com/appliance/stoves/stockton-stoves/stockton-5-wood-burning-multi-fuel-stoves/stockton-](http://stovaxspares.com/appliance/stoves/stockton-stoves/stockton-5-wood-burning-multi-fuel-stoves/stockton-5-wood-burning-multi-fuel-stoves/stockton-5-wood-burning-multi-fuel-stoves/)



[Read More](#)

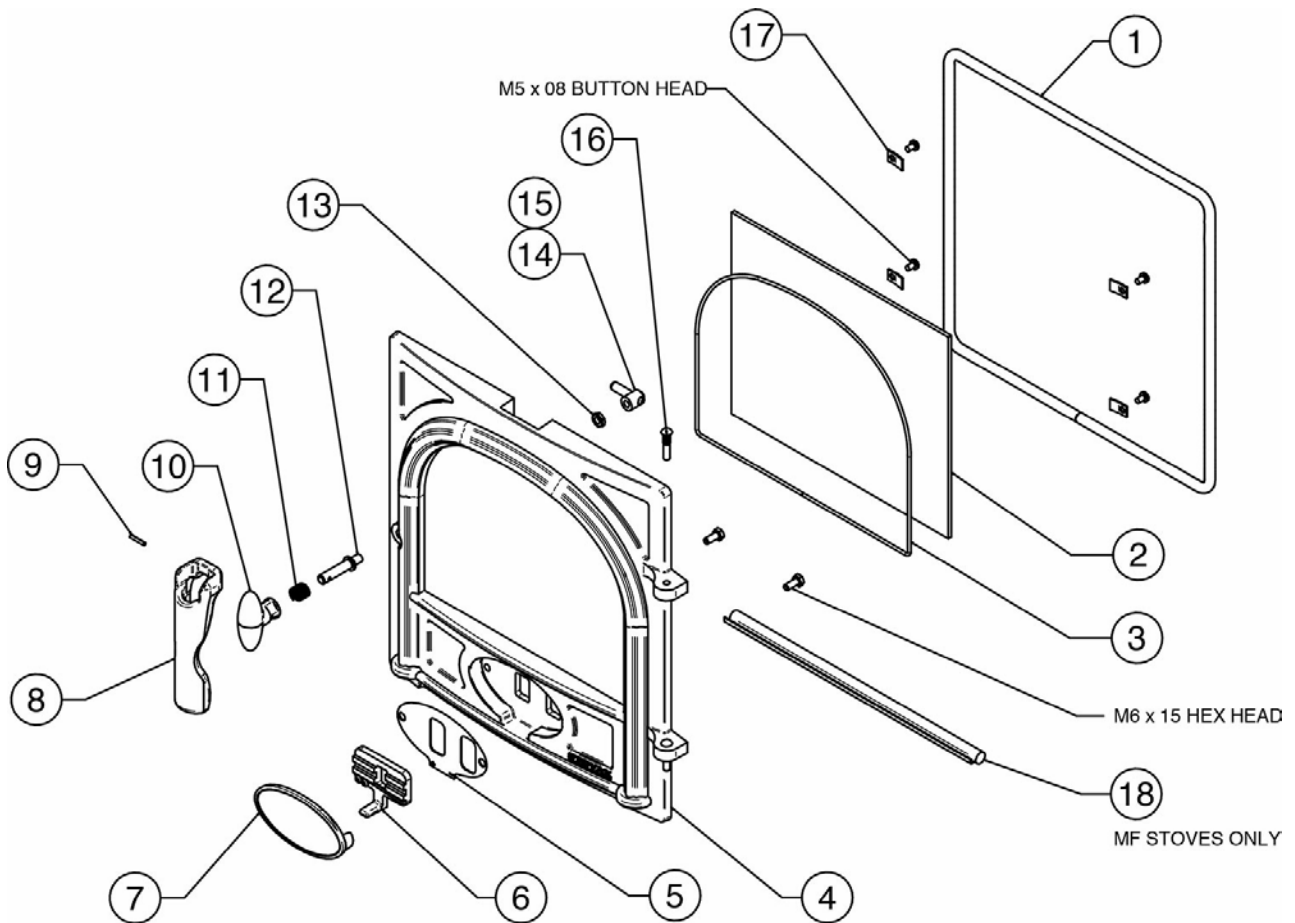
Ref.	Product Code		Description
1	<u>CA7680</u>		Stockton 3/4/5/6/Exmoor/CL3/CL5 Mk2 5" Flue Adapter
2	<u>CA7679</u>		Stockton 3/4/5/6/CL3/CL5 Mk2 5" Blanking Plate
3	<u>ME500717</u>		Data Plate Mount
4	<u>CE7836</u>		Stockton 4/5 Mk2 Side Firebrick Please note: 3 Bricks Required Each Side (202x98x25mm)
5	<u>RA502596</u>		Stockton 3/4/5 Mk2 Secondary Air Control Slider
6	<u>SM32</u>		Stockton/View Mk2 CE Secondary Air Slider Bush
7	<u>4949</u>		10mm x 2mm Self Adhesive Tape Seal - 2m Pack 1155mm length required
8	<u>S5.27</u>		Stockton/View 5 Cleanburn Chamber
9	<u>ME600654</u>		Stockton 5 WB Mk2 Log Retaining Plate
10	<u>SM18</u>		M12 x 35mm Hinge Block Stud - Single Stud
11	<u>SM21</u>		M12 x 6mm Hinge Block Locking Nut - Single Nut

Ref.	Product Code		Description	
12	<u>SM10</u>		Stockton Hinge Block	
13	<u>MEC9013</u>		Stockton 5 Complete Door Assembly	
14	<u>MEC9012</u>		Stockton 5/7 Mk2 Airwash Slider	
15	<u>SM19</u>		M6 x 70mm Coachbolt - Single Bolt	
16	<u>4949</u>		10mm x 2mm Self Adhesive Tape Seal - 2m Pack 900mm length required	
17	<u>MEC9011</u>		Stockton 5 Mk2 Airwash Control Chamber	
18	<u>S5.26</u>		Stockton 5/View 5/CL5 Baffle Plate	
19	<u>N/A</u> <u>Carcass</u>		Welded Carcass Assembly	This part is not serviceable and cannot be ordered as a spare.






Drawing: PR9398-2













Do you have the correct appliance?


Before ordering your parts please ensure you have selected the correct appliance. To properly identify your appliance you will need to know your serial number and/or model number. Please use the [following guide](#) to help locate your data badge which contains your serial and model number information.



[Read More](#)[Read More](#)[Read More](#)

Ref.	Product Code		Description	
1	<u>5700</u>		13mm Black Door Rope Seal with Adhesive - 2m Pack 1340mm length required	
2	<u>GL0234</u>		Stockton 5 Door Glass Dimensions: 282x227x4mm	
3	<u>4975</u>		3mm Glass Rope Seal with Adhesive - 2m Pack 905mm length required	
4	<u>N/A</u>		For complete door assembly see Main Assembly page	This part is not currently available.
5	<u>ME600646</u>		Stockton 5/6/7 Mk2 Air Control Slider Plate	

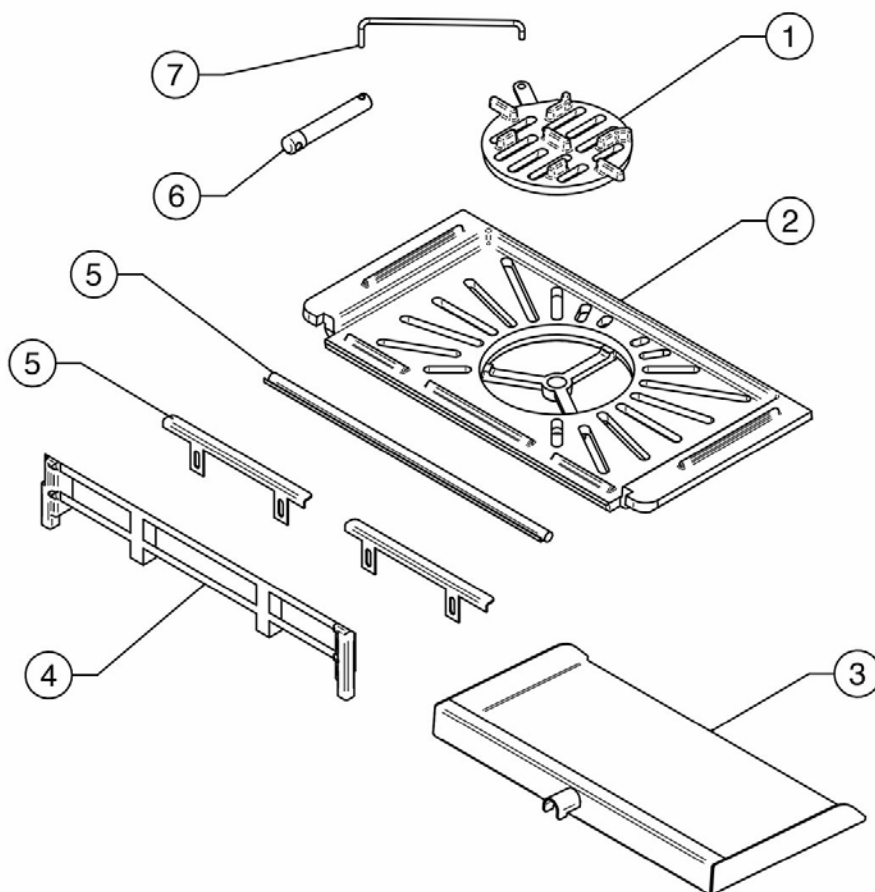
Ref.	Product Code		Description	
6	<u>MEC9022</u>		Stockton 5/6/7/8/11 Mk2 Primary Air Slider	
7	<u>SS3</u>		Stockton 5/6/7 Air Control Cover Plate	
8	<u>CA7677</u>		Stockton/Yeoman Mk2 Multifunction Door Tool	
9	<u>YM-F00004</u>		3mm x 18mm Spiral Pin - Single Pin	
10	<u>MEC9021</u>		Stockton Mk2 Complete Door Handle Assembly Assembly including parts 11, 12, 13, 14 and 15.	
11	<u>FA9017</u>		Airwash Spinner Spring	
12	<u>ME600647</u>		Stockton/County/Devon/Exe Double Door Mk2 Door Spindle Shaft	
13	<u>RVAC111</u>		M8 Hex Thin Nut - Single Nut	
14	<u>MEC9020</u>		Stockton/Yeoman Traditional Mk2 Door Spindle Catch	
15	<u>N/A</u>		See part 10	This part is not currently available.
16	<u>SM20</u>		Stockton Door Hinge Pin	
17	<u>RA502594</u>		Stockton Mk2 Glass Clip	

Ref.	Product Code		Description	
18	<u>N/A</u>		Multi Fuel Stoves Only.	This part is not currently available.







Drawing: PR9308-2

Do you have the correct appliance?

Before ordering your parts please ensure you have selected the correct appliance. To properly identify your appliance you will need to know your serial number and/or model number. Please use the [following guide](#) to help locate your data badge which contains your serial and model number information.



Ref.	Product Code		Description
1	<u>SMN37</u>		Stockton 3/4/5/6/7/8/11/CL3/CL5/CL8 Centre Grate

Ref.	Product Code		Description
2	<u>S5.53CE</u>		Stockton 5/View 5/CL5 CE Main Grate
3	<u>MEC9023</u>		Stockton 5 Mk2 Ashpan
4	<u>CA7678</u>		Stockton 5 Log Guard
5	<u>5703</u>		10mm Black Rope P-Seal - 750mm Pack 320mm LG required
6	<u>ME600650</u>		Stockton 3/4/5/6/7/8/11 MF Mk2 Riddling Bar
7	<u>RA502598</u>		Stockton 5 Mk2 Riddling Rod

Drawing: PR9309-3

Do you have the correct appliance?

Before ordering your parts please ensure you have selected the correct appliance. To properly identify your appliance you will need to know your serial number and/or model number. Please use the [following guide](#) to help locate your data badge which contains your serial and model number information.